

# DOLPHINFLEX LNG STS COMPOSITE HOSE

## APPLICATION

This high quality Dolphinflex® LNG STS hoses are used for liquid Nitrogen and LNG liquefied natural gases and specially designed for LNG Ship to ship transfer purpose.

- LNG ship to ship transfer
- LNG Bunkering

## CONSTRUCTION

Inner wire	Stainless steel 316
Outer cover	Polyamide White color
Lining	Polyamide fabrics
Outer wire	Stainless steel 316



## CHARACTERISTIC

Max. elongation	10% on proof pressure
Min. burst pressure	5x working pressure (Safety factor 5:1)
Temperature range	-196 °C to +50 °C
Electrical resistance	≤ 2.5 Ohm/m for under 50mm (2") ≤ 1.0 Ohm/m for over 50mm (2")

## REGULATION

EN1474-2 : 2008 (Installation and equipment for liquefied natural gas. Design and testing of marine transfer systems. Design and testing of transfer hoses)

## SPECIFICATION



BORE DIAMETER		MAX. WORKING PRESSURE		BEND RADIUS		MAX. WEIGHT		MAX. LENGTH	
INCH	MM	BAR	PSI	INCH	MM	KG/M	LBS/FT	M	FT
1	25	10.5	150	5.9	150	0.9	0.6	21	69
1.5	40	10.5	150	7.9	200	1.5	1	21	69
2	50	10.5	150	7.9	200	2.3	1.53	25	82
2.5	65	10.5	150	7.9	200	4	2.67	25	82
3	80	10.5	150	10	250	5.4	3.6	30	98
4	100	10.5	150	20	500	6.7	4.47	30	98
5	125	10.5	150	22	550	10	6.67	30	98
6	150	10.5	150	26	660	15	10	30	98
8	200	10.5	150	36	910	20.1	13.4	30	98
10	250	10.5	150	59	1500	30.4	20.27	25	82
12	300	10.5	150	100	2500	35.4	23.6	15	49

Dolphinflex-LNG STS










# DOLPHINFLEX COUPLING

## FLANGE TYPE

COUPLINGS	IMAGE	TYPE	SIZE	MATERIAL
FLOATING FLANGE		ANSI / JIS / DIN	1/2" TO 12"	STAINLESS STEEL CARBON STEEL
FIXED FLANGE		ANSI / JIS / DIN	1/2" TO 12"	STAINLESS STEEL CARBON STEEL

## QUICK TYPE

COUPLINGS	IMAGE	TYPE	SIZE	MATERIAL
PART A		MALE COUPLING (FEMALE NPT/PT)	1/2" TO 8"	STAINLESS STEEL CARBON STEEL BRASS POLYPROPYLENE
PART B		FEMALE COUPLING (MALE NPT/PT)	1/2" TO 8"	STAINLESS STEEL CARBON STEEL BRASS POLYPROPYLENE
PART C		FEMALE COUPLING (HOSE SHANK)	1/2" TO 8"	STAINLESS STEEL CARBON STEEL BRASS POLYPROPYLENE
PART D		FEMALE COUPLING (FEMALE NPT/PT)	1/2" TO 8"	STAINLESS STEEL CARBON STEEL BRASS POLYPROPYLENE
PART E		MALE COUPLING (HOSE SHANK)	1/2" TO 8"	STAINLESS STEEL CARBON STEEL BRASS POLYPROPYLENE
PART F		MALE COUPLING (MALE NPT/PT)	1/2" TO 8"	STAINLESS STEEL CARBON STEEL BRASS POLYPROPYLENE
PART DC		DUST CAP	1/2" TO 8"	STAINLESS STEEL CARBON STEEL BRASS POLYPROPYLENE
PART DP		DUST PLUG	1/2" TO 8"	STAINLESS STEEL CARBON STEEL BRASS POLYPROPYLENE

# DOLPHINFLEX CONNECTOR

## OTHER TYPE I

COUPLINGS	IMAGE	TYPE	SIZE	MATERIAL
ERC / DDC		-	1" TO 10"	STAINLESS STEEL
AIR KING		-	3/8" TO 1"	STAINLESS STEEL CARBON STEEL BRASS MALLEABLE IRON
JIS F 7335		-	1/2" TO 2-1/2"	STAINLESS STEEL BRASS
633 CPP		-	4"	ALUMINIUM

## OTHER TYPE II

COUPLINGS	IMAGE	TYPE	SIZE	MATERIAL
Y-PIECE		ANSI / JIS / DIN	1" TO 16"	STAINLESS STEEL CARBON STEEL ALUMINIUM
REDUCER		ANSI / JIS / DIN	1" TO 16"	STAINLESS STEEL CARBON STEEL ALUMINIUM
ELBOW		ANSI / JIS / DIN	1" TO 16"	STAINLESS STEEL CARBON STEEL ALUMINIUM
TEE		ANSI / JIS / DIN	1" TO 16"	STAINLESS STEEL CARBON STEEL ALUMINIUM
SPOOL PIECE		ANSI / JIS / DIN	1" TO 16"	STAINLESS STEEL CARBON STEEL ALUMINIUM