

SAKURA

SAKURA
<http://www.sakura-rubber.co.jp/>



**SAKURA RUBBER
COMPANY LIMITED**

1-21-17, Sasazuka, Shibuya-ku,
Tokyo, JAPAN
ZIP : 151-8587
TEL : +81-3-3466-2171
FAX : +81-3-3460-4910

EPS

Enhanced Performance Solutions Sdn Bhd 749579 K
11, Jalan Putra Perdana 1/2, Taman Putra Perdana
47100 Puchong, Selangor Darul Ehsan
T:03 83251531 F:03 83251731
sales@epsmy.com www.epsmy.com
Contact: sofian@epsmy.com / 012-3231531

I-011-AA-1409-500

SAKURA Foam Seal

SAKURA RUBBER COMPANY LIMITED

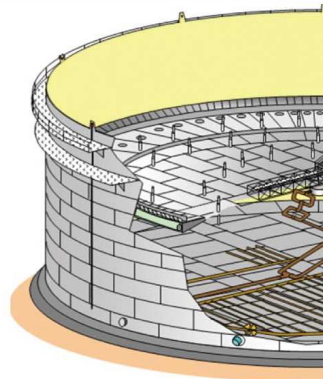
Foam seal for Floating roof tank

- 1 Pioneer of tank seal : First developer of tank seal since 1950s in Japan.
- 2 Long experiences : Realize zero accident operation.
- 3 More than 3000 tanks installation records.
- 4 Highest quality product under strict Japanese Manufacturing STD.
- 5 The seal design adapts to the difference in form and specifications of each tank.



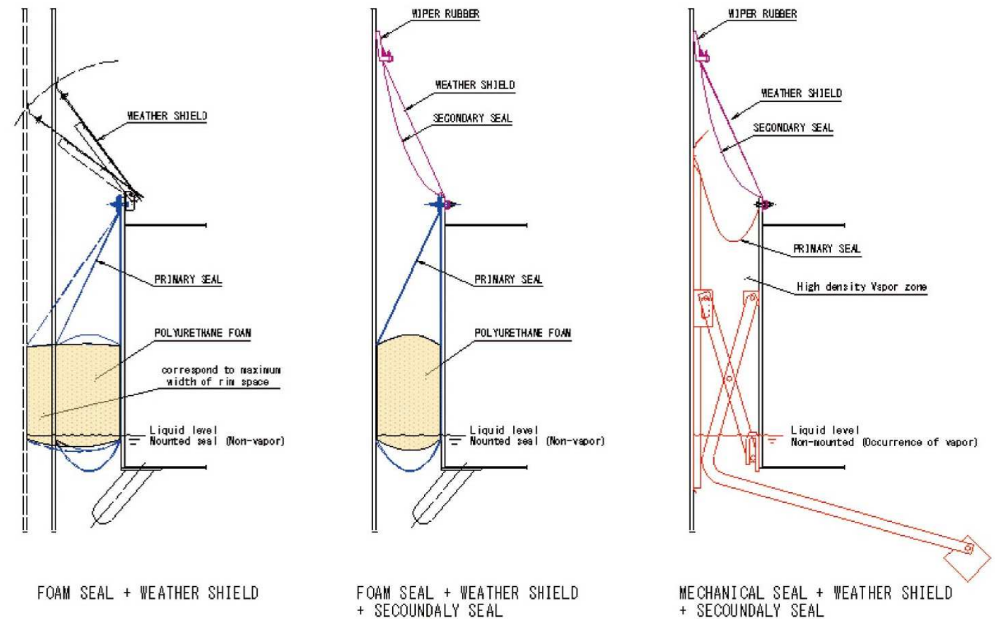
Requirement

- 1 Minimize vaporization.
- 2 Fix unpredictable movement of pontoon.
- 3 Durability : Anti-corrosion performance. Anti-deformation of seal.
- 4 Flexibility : Need to follow deformation of tank and force directions.
- 5 Reducing potential of fire accident.



Foam seal and Mechanical seal Comparison chart

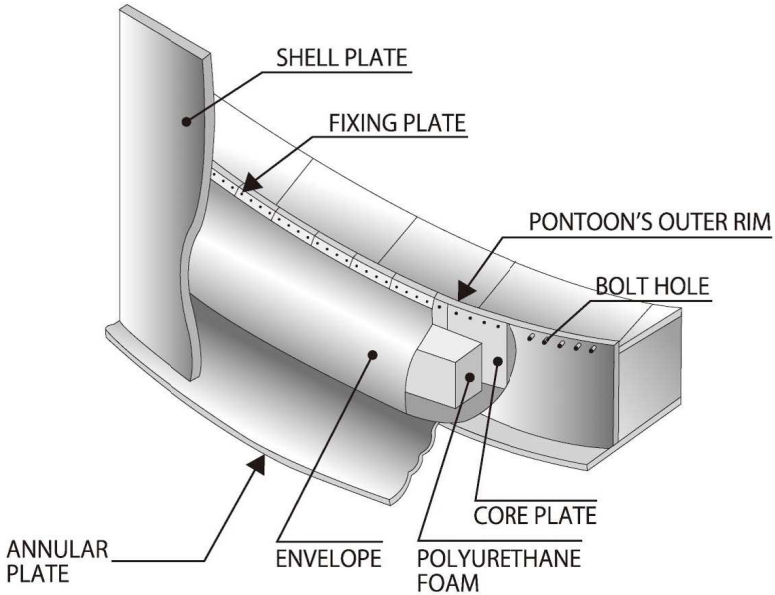
	PERFORMANCE	FOAM SEAL	MECHANICAL SEAL
1	Minimize vaporization	Full Contact function minimize vaporization.	Rigid surface is week on vaporization.
2	Contribution for clockwork movement of pontoon	Absorbing any unpredictable force direction enable stable elevation of pontoon.	In case of malfunction of pantograph, may give influence of pontoon elevation.
3	Potential malfunction	Constructed without mechanical functional parts. No potential of malfunction.	Mechanical structure may occur corrosion or malfunction of parts.
4	Flexibility, absorbing deformation of tank	Absorb any unpredictable force direction.	Rigid, cannot absorb deformation of tank.
5	Potential of fatal accident	Intrinsically safe structure. All surfaces where touch with other metal structures are covered with rubber. Thus, there are no factor of generating spark by brush of metal parts. Moreover, seal structure touch with surface of stored oil completely. It minimize vaporizing flammable gas.	Require to take measures for generating spark. As behavior of metal, this structure discharge electricity as a spark, such as the event of lightning strike. And metal plates touch with shell wall directly so that the structure also may generate spark by brush of metal parts. In addition, pantograph structure have large space of storing high density vaporized flammable gas. Therefore, this structure have a anxiety of fire or explosion accident.
6	Structure	Small number of parts and a simple structure. Easy and short term installation and maintenance work.	There are many parts, and structure is complicated. Integration and the dismantling take time.



Parts list of Foam seal

	PARTS	DISCRIPTION (MATERIAL)
1	ENVELOPE	NBR , FKM or EPDM + Nylon Cloth
2	POLYURETHANE FOAM	Polyurethane
3	CORE PLATE	Galvanised or Stainless Steel
4	FIXING PLATE	
5	BOLT AND NUT	

Structure of Foam seal



Type of the rubber for use in sealing tank

MATERIAL *1	AROMATIC RESISTANCE	MAIN COMPOSITION	SERVICE
S-100	100% Max	Fluoroelastomer (FKM)	BENZENE, TOLUENE, XYLENE, etc
S-70	70% Max	NBR *2	CRUDE OIL, NAPHTHA, KEROSHINE, GASOLINE, etc
S-50	50% Max		
S-40	40% Max		
S-40E	40% Max		CRUDE OIL, NAPHTHA, KEROSHINE, GASOLINE, ETBE+AROMATIC, etc
MS-1	—		METHANOL, ETBE 100%, etc
AD-1	—	EPDM	METHANOL, KETONES, etc

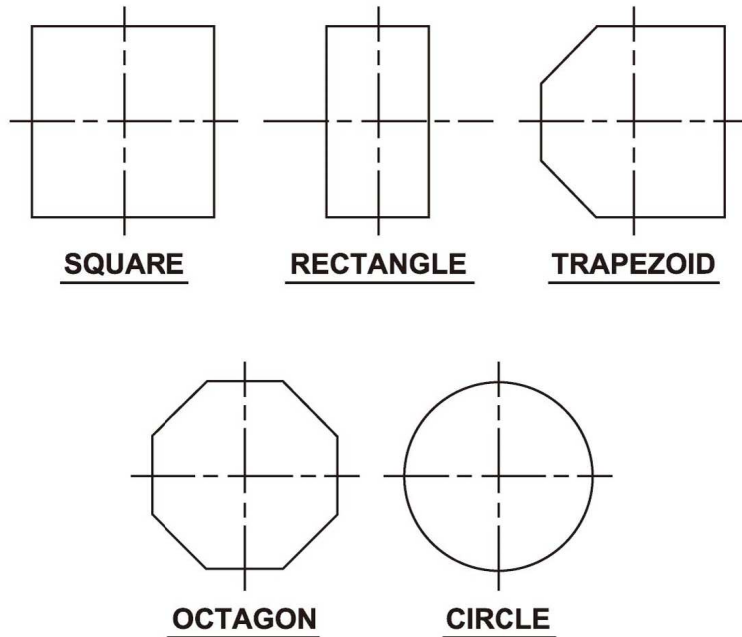
* 1, There are various other lineups, as well.
 * 2, NBR (acrylonitrile butadiene rubber) It has superior tolerance for the oil.
 We provide special blend NBR for various storage oil.

Polyurethane foam for Foam seal

PHYSICAL PROPERTIES

TEST ITEM	POLYURETHANE FOAM		GRADE : S-20	STANDARD
APPARENT DENSITY	kg/m ³	20±2	JIS K 7222	
HARDNESS	N	50±10	JIS K 6400-2	
COMPRESSION SET 70°C, 22hrs, 50% compression	%	Max 7	JIS K 6400-4	

Foam Seal is pressed against the shell wall by pressure of polyurethane foam. This pressing force allows scraping waxy residue on the shell wall by Foam Seal.



Other products for FRT

1. REDUCE

NO.	P/N	DESCRIPTION	SIZE(mm)				SHAPE
			A	B	H	D	
1	W4118	2B×2 1/2B	59	75	80	40	
2	W4098-1	2 1/2B×3 1/2B	74.5	100	100	50	
3	W4087	3B×3 1/2B	88	100	100	50	
4	W4097	3B×4B	89	114	100	50	
5	W4098-2	4B×5B	112.5	138	100	52	

2. ROOF SUPPORT CAP

NO.	P/N	DESCRIPTION	SIZE(mm)			SHAPE
			A	B	H	
1	W4090	3B×2 1/2B	87	74	30	
2	W4095-1	3 1/2B×2 1/2B	99	73		
3	W4094	3 1/2B×3B	100	86		
4	W4095-3	4B×3B	114	86		
5	W4095-2	4B×3 1/2B	114	99		

3. ROOF SUPPORT GASKET

NO.	P/N	DESCRIPTION	SIZE(mm)			SHAPE
			A	B	H	
1	W4092-1	—	17	38	45	
2	W4092-2	—	26	55	57	
3	W4092-3	—	28	55	57	
4	W4092-4	—	32	60	60	
5	W4092-5	—	38	80	50	
6	W4092-6	—	32	40	42.5	
7	W4092-7	—	41	80	57	

4. ROOF SUPPORT GASKET(SQUARE)

NO.	P/N	DESCRIPTION	SIZE(mm)			SHAPE
			A	B	H	
1	W4093	—	36	50	57	

5. ROOF SUPPORT PLUG

NO.	P/N	DESCRIPTION	SIZE(mm)				SHAPE
			A	B	H	D	
1	W4091-1	—	62	70	78	50	
2	W4091-2	—	77	81	90		
3	W4091-3	—	77	87	93		
4	W4091-4	—	78	80	94		
5	W4091-5	—	90	100	106		



SAKURA RUBBER supply other type of PRIMARY SEAL, SECONDARY SEAL and WEATHER SHIELD, etc. Please feel free to contact us if you have any questions.